


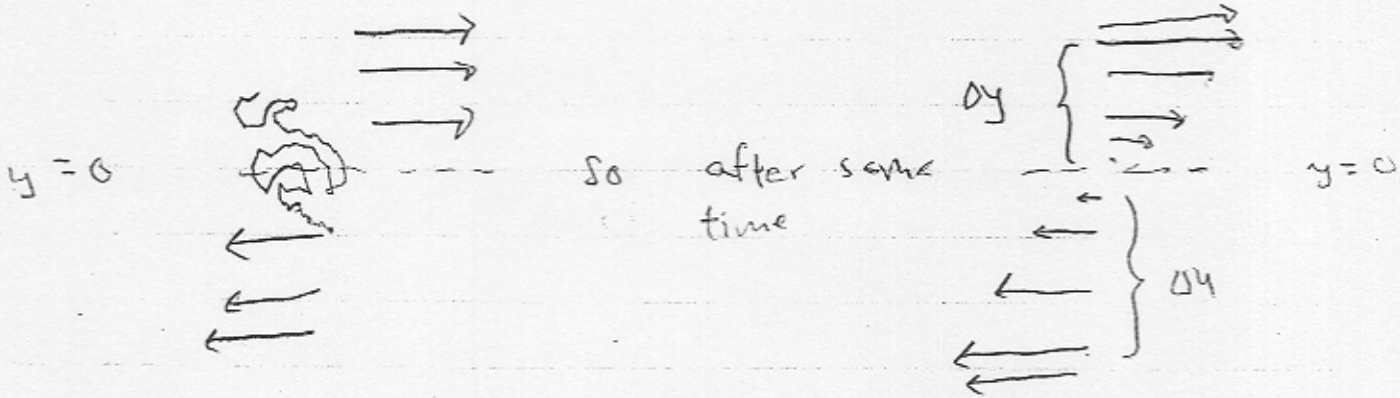
①

Shear Viscosity - Basics:



$$\frac{F^x}{A} = -\eta \frac{\partial u^x}{\partial y}$$

Now momentum of lower stream diffuses



Find:

Ideal Fluid

$$\begin{aligned} \Delta p^x &= \int_{y > 0} \Delta T^{ox} = \int_0^{\Delta y} dy (\eta + p) \frac{\partial u^x}{\partial y} \\ &= - \int_0^{\Delta y} dy (\eta + p) \frac{\partial u^x}{\partial y} \end{aligned}$$

$$\Delta p^x = -(\eta + p) \frac{\partial u^x}{\partial y} \frac{(\Delta y)^2}{2}$$

(2)

Kinetics

$$l_{mfp} \sim \frac{1}{n\sigma}$$

$$\tau_c \sim \frac{1}{n\sigma v_{th}}$$

So

$$(\Delta y)^2 \sim \frac{\Delta t}{\tau_c} (l_{mfp})^2$$

Define the momentum diffusion coefficient

$$(\Delta y)^2 \equiv 2D_\eta \Delta t$$

$$D_\eta \sim \frac{l_{mfp}^2}{\tau_c}$$

So

$$\frac{\Delta p}{\Delta t} = - \overbrace{(e+p)}^{\equiv \eta} D_\eta \frac{\partial u^x}{\partial y}$$

i.e.

$$D_\eta \equiv \frac{\eta}{e+p}$$

$$\eta \sim \frac{(e+p)v_{th}}{n\sigma}$$


So $(e+p)/n \cdot v_{th} \sim P_{typ}$ and find

$$\boxed{\eta \sim \frac{P_{typ}}{\sigma}}$$

High temperature QCD (Above Deconfinement)

$$P_{\text{typ}} \sim T$$

And



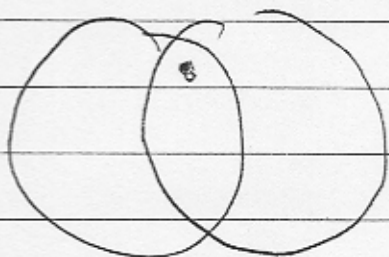
A Feynman diagram showing two vertical lines representing quarks. A wavy line representing a gluon is exchanged between them. A small '2' is written to the right of the diagram.

$$\sigma \sim \frac{\alpha_s^2}{T^2}$$

So

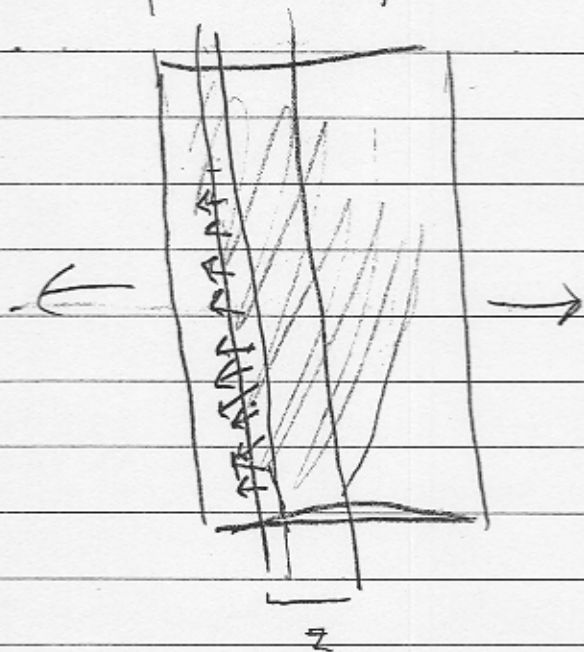
$$\eta \sim \frac{T^3}{\Lambda_s^2}$$

For Hydro need:



$$\frac{l_{mfp}}{L} \ll 1$$

More importantly the system is expanding like mad

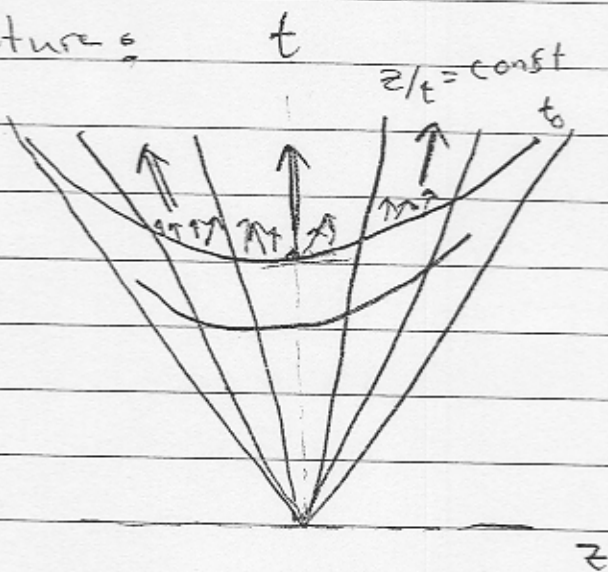


After a time t_0 :

$$\vec{u} = (u^0, \vec{u}) = (0, 0)$$

$$\frac{z}{t_0} \approx \frac{P_z}{E} \approx \frac{V_z}{c} \leftarrow \text{Fluid Velocity} = \frac{u^z}{u^0}$$

Picture:



Expansion rate:

$$\frac{1}{V} \frac{dV}{dt} = \left. \frac{\partial u^z}{\partial z} \right|_{z=0} = \frac{1}{t_0} \frac{z}{z} = \frac{1}{t_0}$$

So we have:

$$\frac{\tau_{\text{coll}}}{t_0} \ll 1 \quad \text{or} \quad \frac{1}{c_s^2} \frac{\eta}{s} \frac{1}{t_0} \ll 1$$

using $(e+p) = sT$ $v_{\text{th}}^2 \sim c_s^2$

$$\frac{1}{c_s^2} \frac{\eta}{s} \frac{1}{T} \ll 1$$

$$T \sim 300 \text{ MeV}$$

$$c_s^2 \sim \frac{1}{3}$$

$$\tau_0 \sim 1 \text{ fm}$$

Now

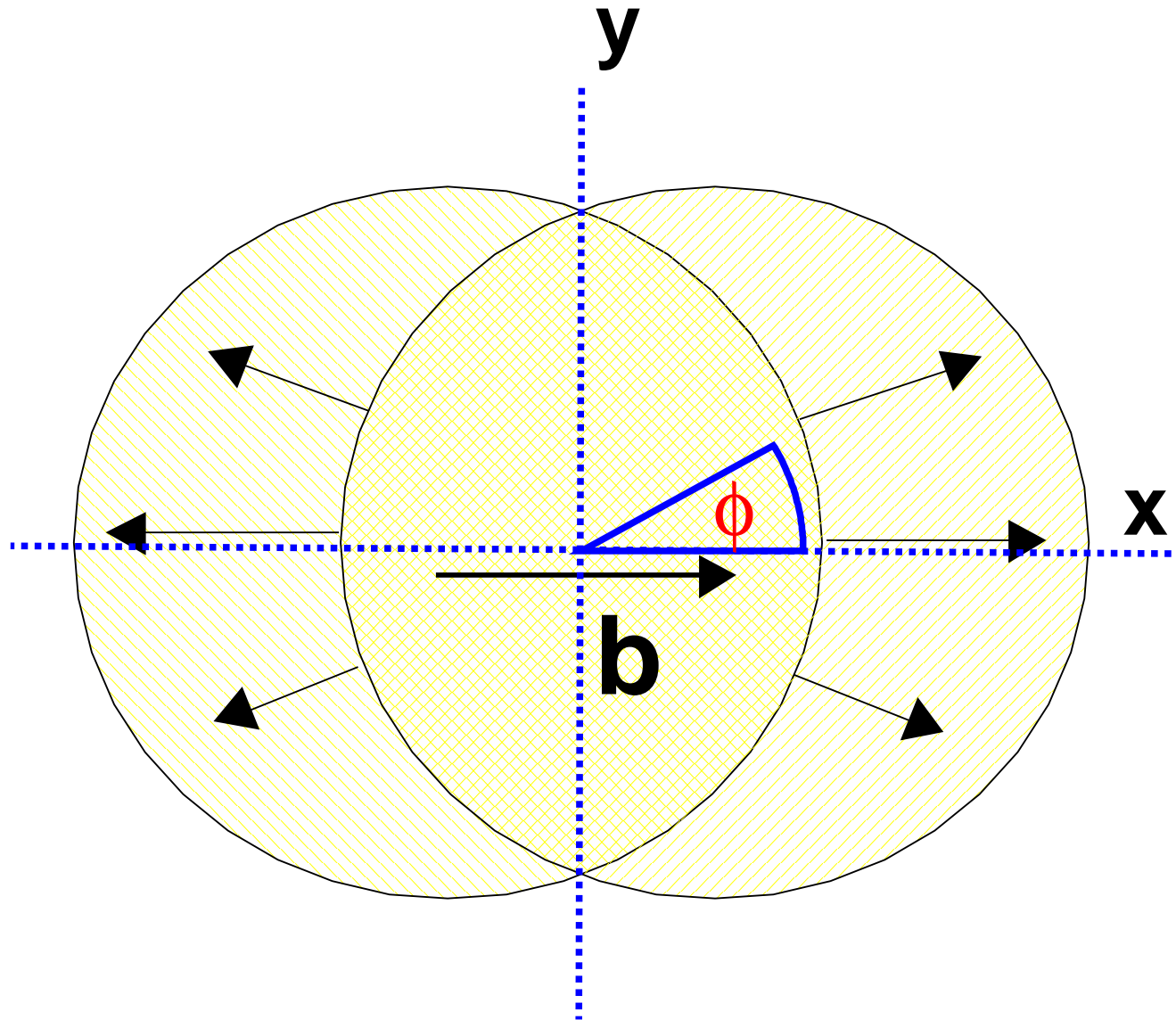
$$0.36 \left(\frac{\eta/s}{0.3} \right) \left(\frac{1 \text{ fm}}{T_0} \right) \left(\frac{300 \text{ MeV}}{T_0} \right) \ll 1$$

good!

There is evidence that there
is hydro at RHIC

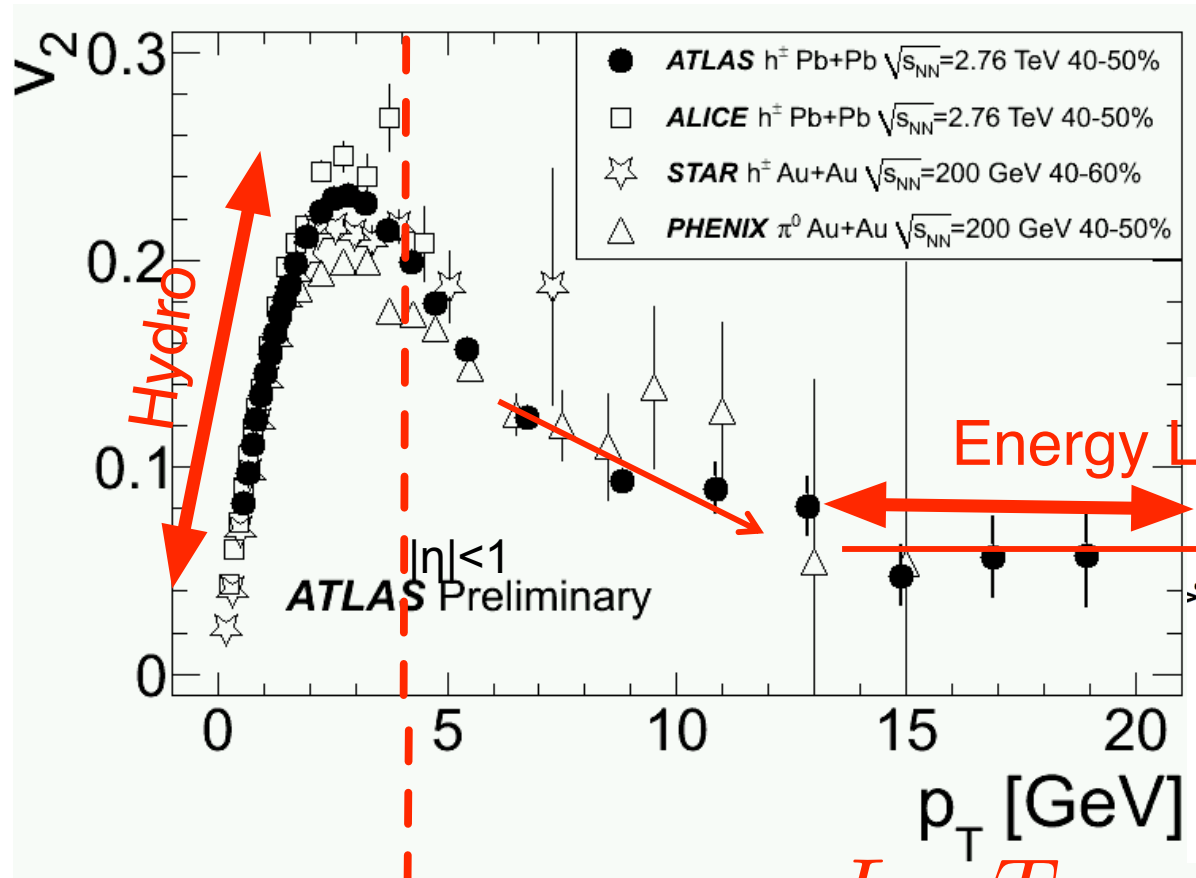
See Next Slides

From Krishna's Talk



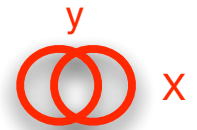
$$\frac{dN}{dp_T d\phi} = \frac{dN}{dp_T} (1 + 2v_2(p_T) \cos 2\phi_{\mathbf{p}} + \dots)$$

Hydro and Energy loss:



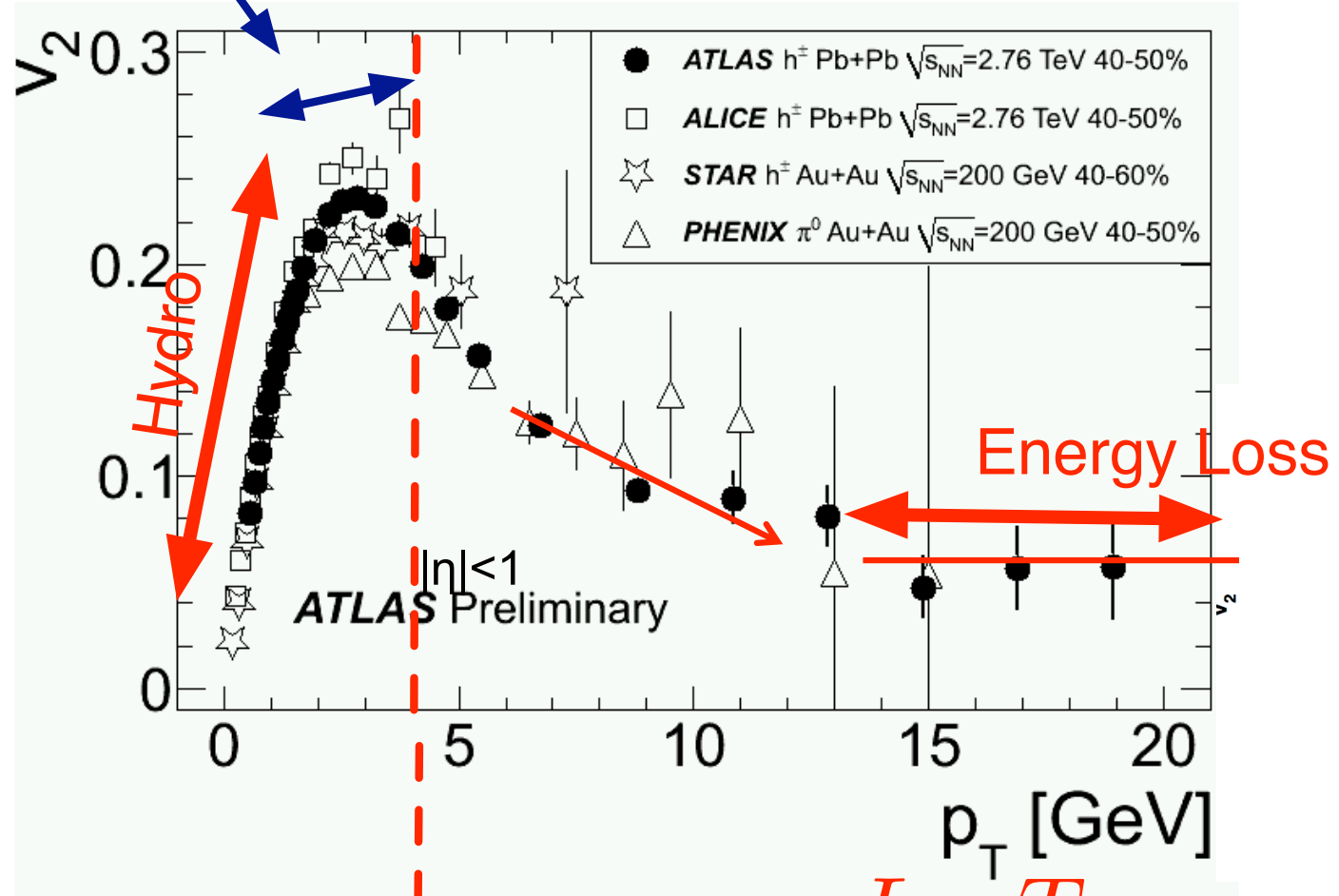
$$\frac{l_{mfp}}{L} \rightarrow 0$$

$$\frac{L}{l_{mfp}} \frac{T}{p_T} \rightarrow 0$$



Higher p_T but still hydro

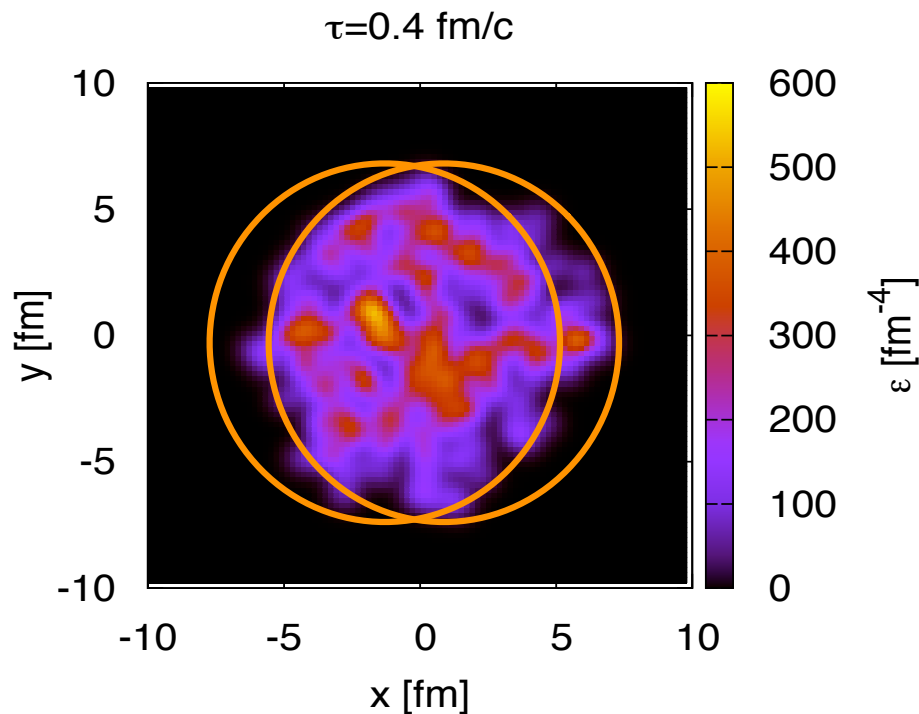
$$\left(\frac{\ell_{\text{mfp}}}{L}\right) \frac{p_T}{T} < 1$$



$$\frac{\ell_{\text{mfp}}}{L} \rightarrow 0$$

$$\frac{L}{\ell_{\text{mfp}}} \frac{T}{p_T} \rightarrow 0$$

Determining the Shear Viscosity of QGP with Correlations:



1. Characterize energy density with ellipse

- Elliptic Shape gives elliptic flow

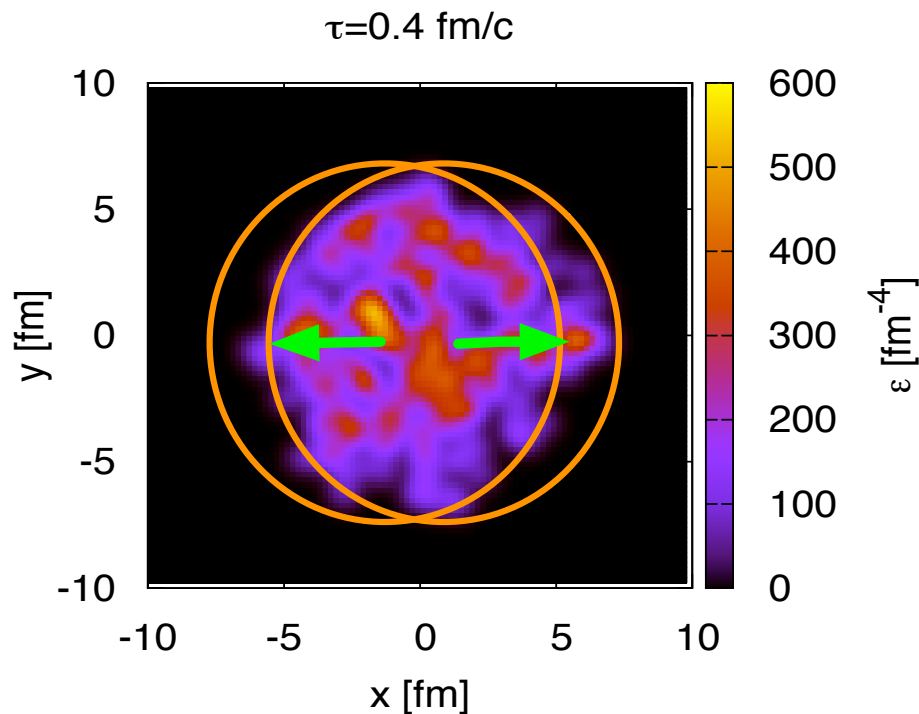
$$v_2 = \langle \cos 2\phi_{\mathbf{p}} \rangle$$

2. Around almond shape are *fluctuations*

- Triangular Shape gives v_3 (Alver)

$$v_3 = \langle \cos 3(\phi_{\mathbf{p}} - \Psi_3) \rangle$$

Determining the Shear Viscosity of QGP with Correlations:



1. Characterize energy density with ellipse

- Elliptic Shape gives elliptic flow

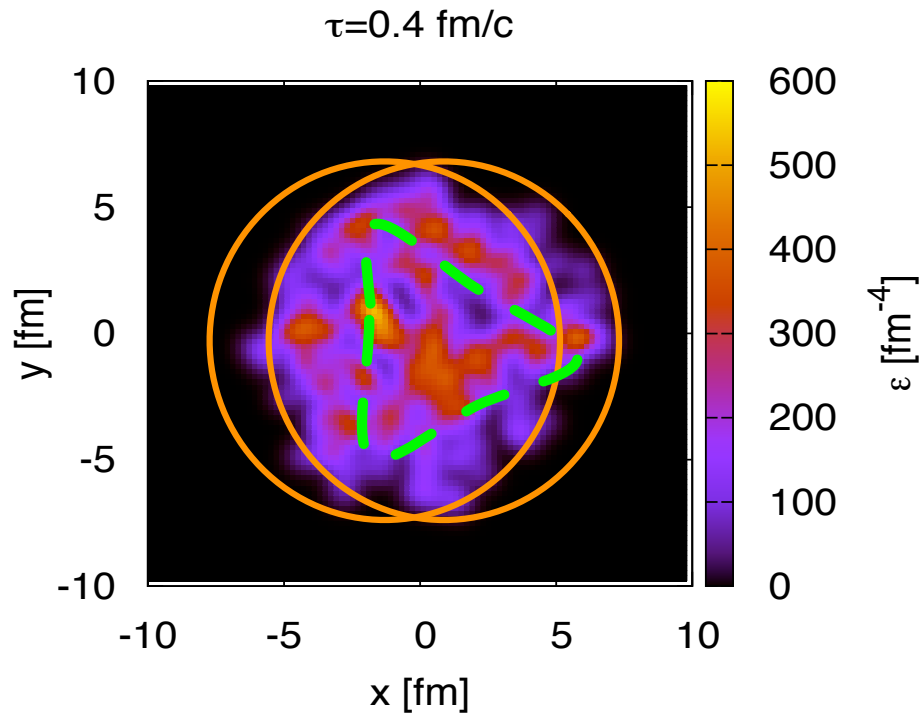
$$v_2 = \langle \cos 2\phi_{\mathbf{p}} \rangle$$

2. Around almond shape are *fluctuations*

- Triangular Shape gives v_3

$$v_3 = \langle \cos 3(\phi_{\mathbf{p}} - \Psi_3) \rangle$$

Determining the Shear Viscosity of QGP with Correlations:



1. Characterize energy density with ellipse

- Elliptic Shape gives elliptic flow

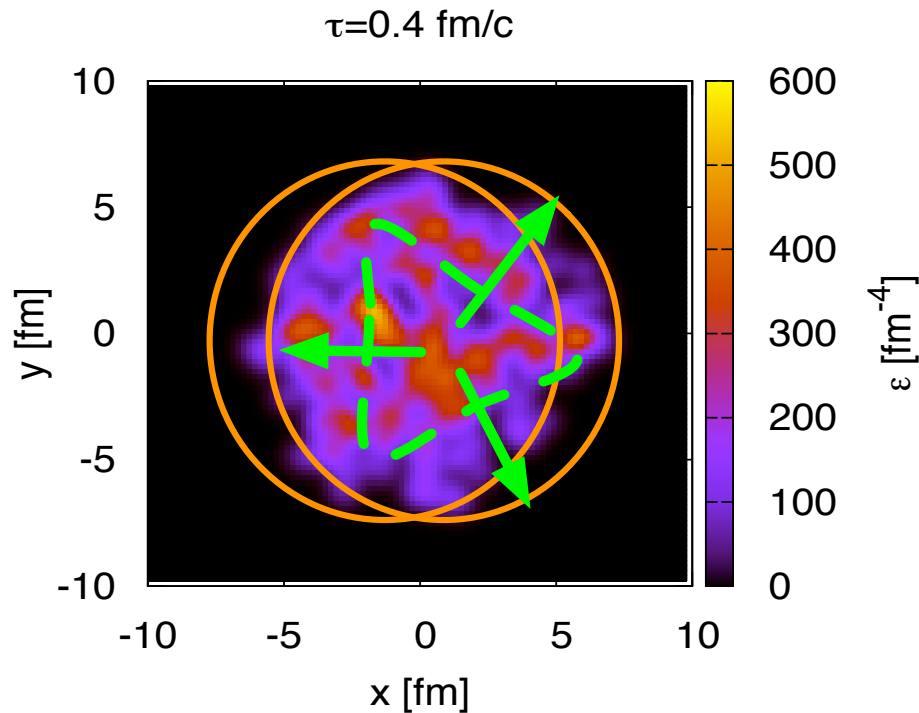
$$v_2 = \langle \cos 2\phi_{\mathbf{p}} \rangle$$

2. Around almond shape are *fluctuations*

- Triangular Shape gives v_3

$$v_3 = \langle \cos 3(\phi_{\mathbf{p}} - \Psi_3) \rangle$$

Determining the Shear Viscosity of QGP with Flow:



1. Characterize energy density with ellipse

- Elliptic Shape gives elliptic flow

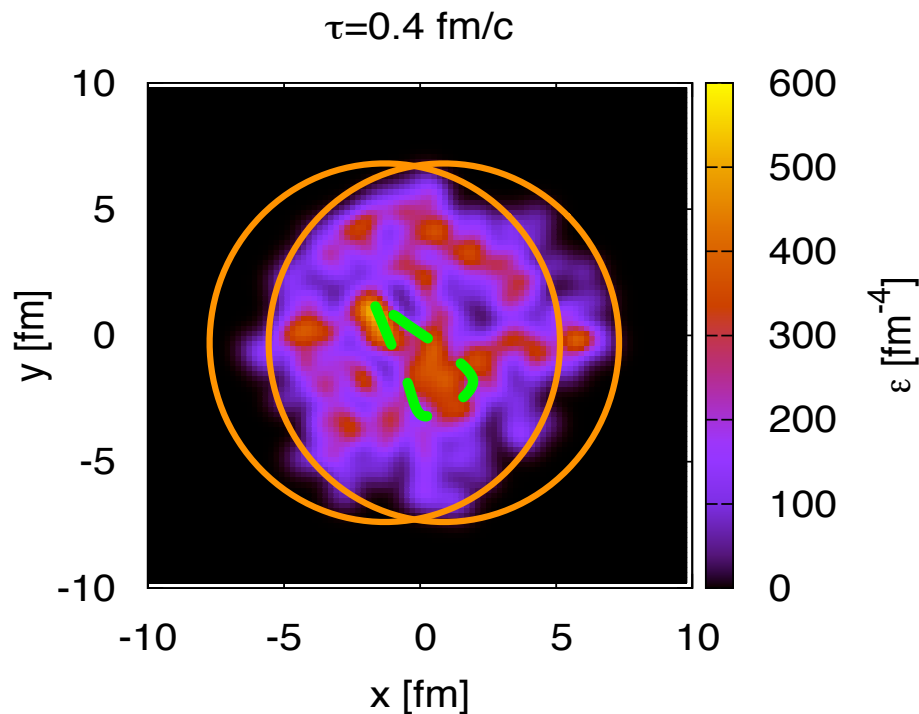
$$v_2 = \langle \cos 2\phi_{\mathbf{p}} \rangle$$

2. Around almond shape are *fluctuations*

- Triangular Shape gives v_3

$$v_3 = \langle \cos 3(\phi_{\mathbf{p}} - \Psi_3) \rangle$$

Determining the Shear Viscosity of QGP with Correlations:



1. Characterize energy density with ellipse

- Elliptic Shape gives elliptic flow

$$v_2 = \langle \cos 2\phi_{\mathbf{p}} \rangle$$

2. Around almond shape are *fluctuations*

- Triangular Shape gives v_3 (Alver)

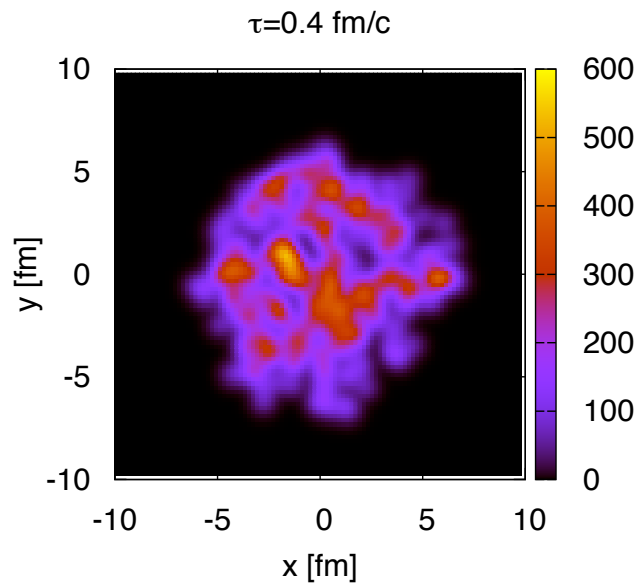
$$v_3 = \langle \cos 3(\phi_{\mathbf{p}} - \Psi_3) \rangle$$

3. Hot-spots give *correlated* higher harmonics

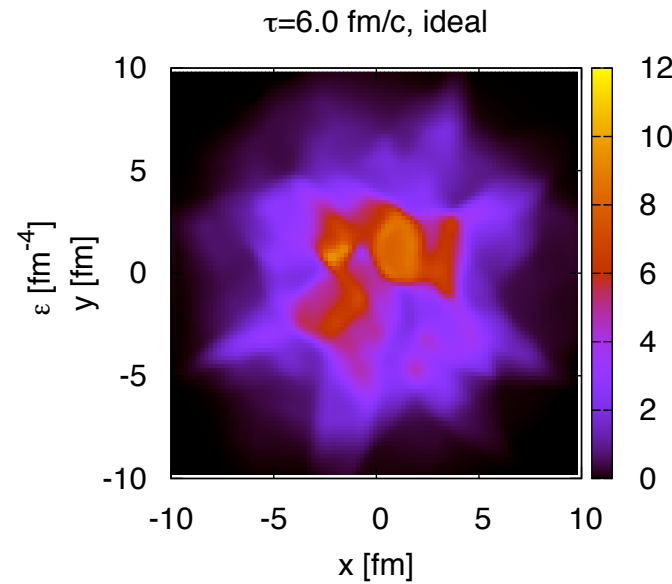
$$v_n = \langle \cos n(\phi_{\mathbf{p}} - \Psi_n) \rangle$$

3+1 E by E viscous hydro simulations by Schenke *et al*

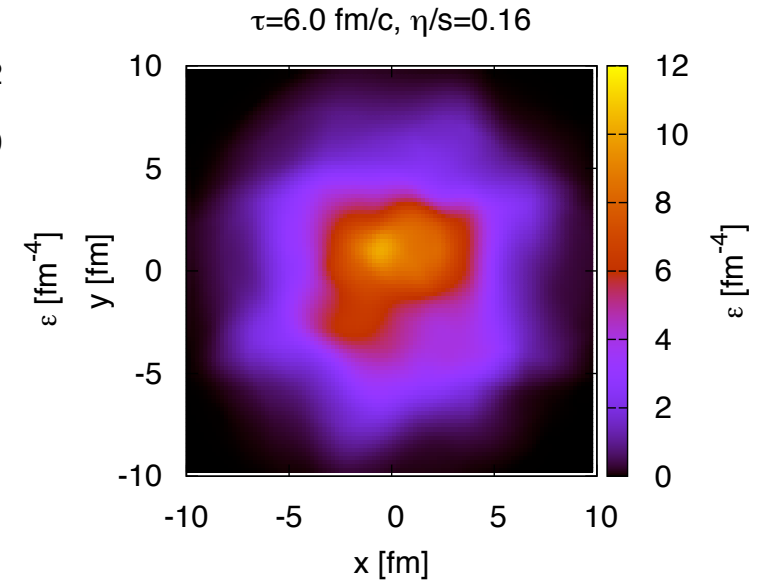
Initial



Final Ideal

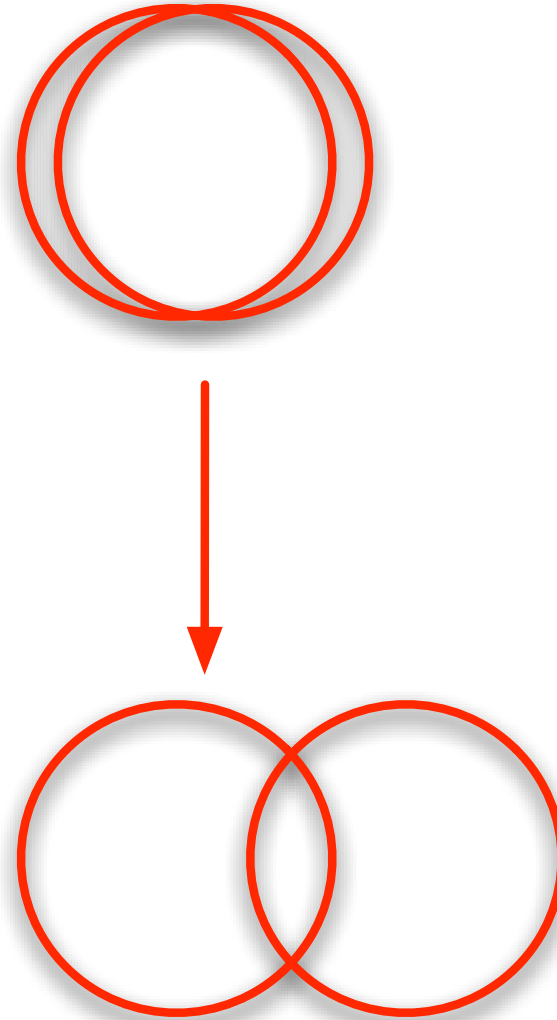
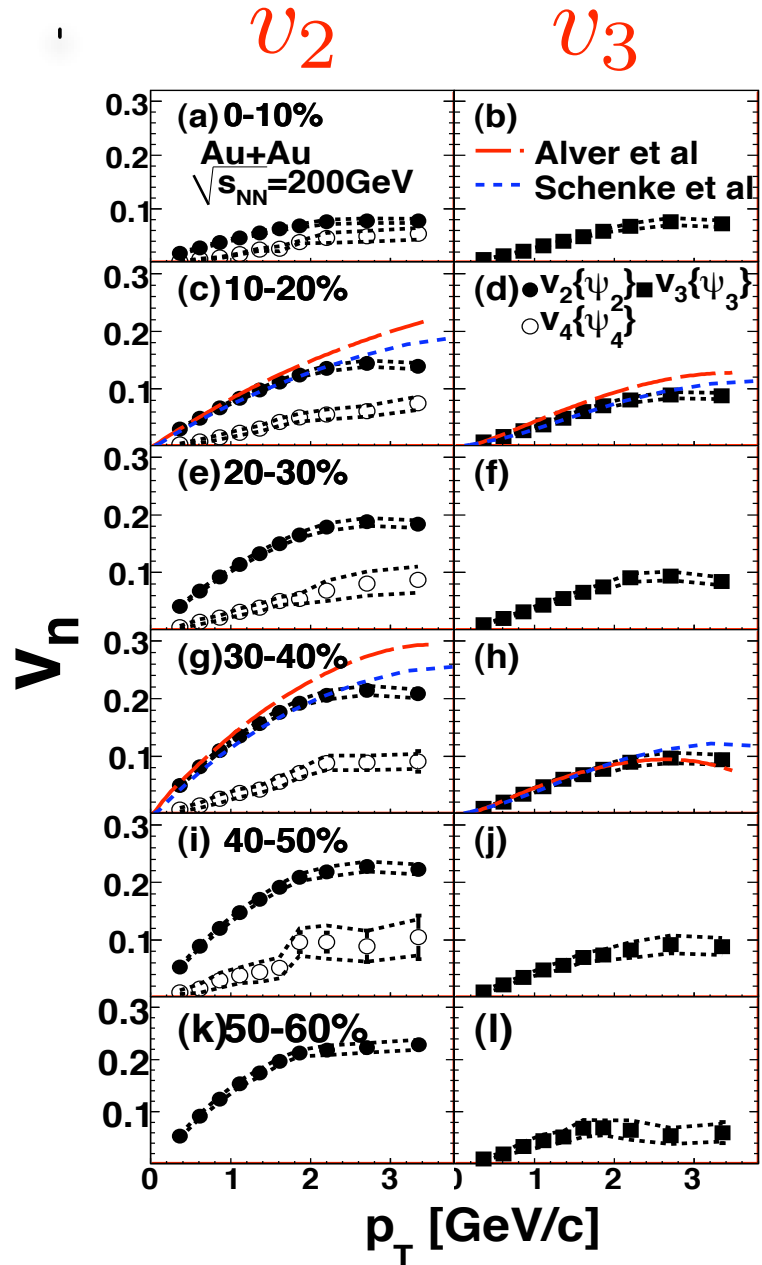


Final Visc.



Higher harmonics are damped most by viscosity

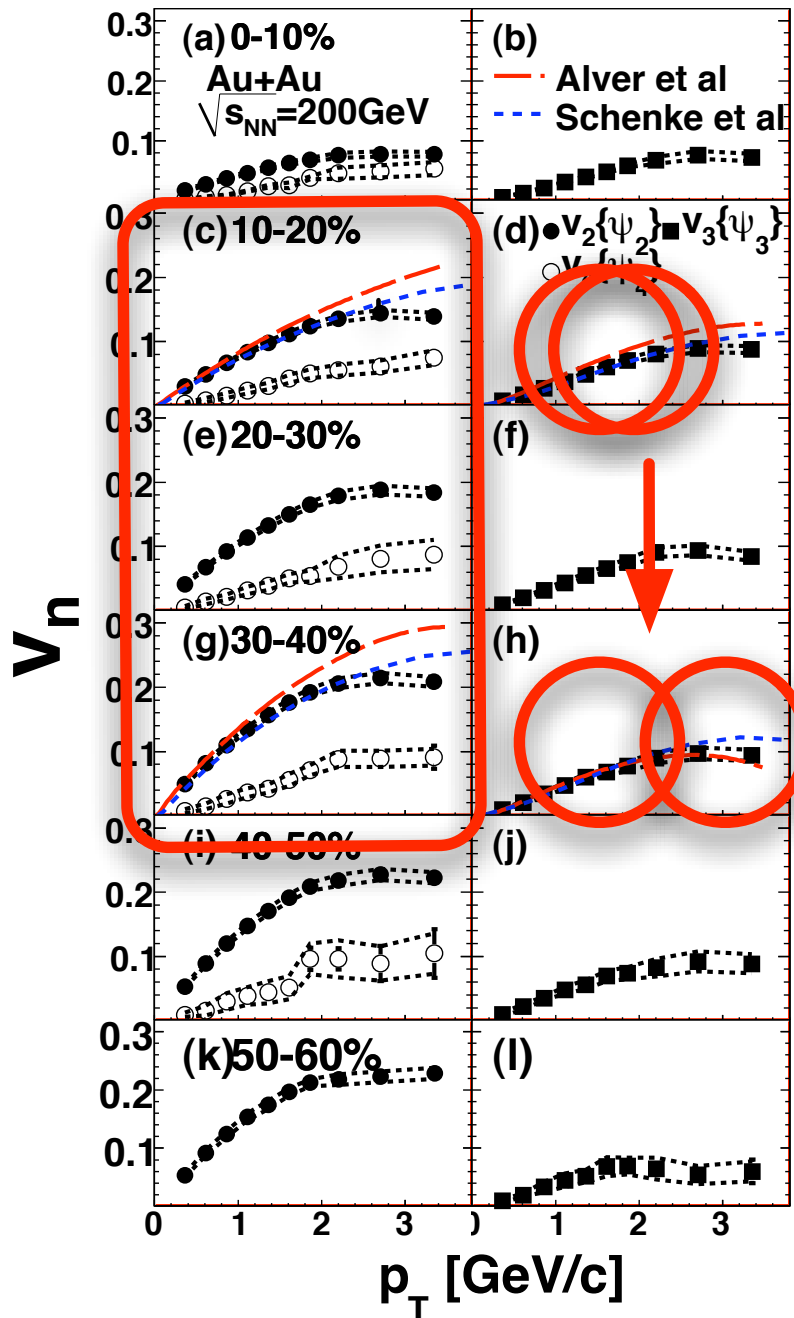
Hydro Working



Phenix flow data

v_2

v_3



Hydro Working:

(schenke, luzum)

1. Centrality dependence of v_2 and v_3

$$\sim (\ell_{\text{mfp}}/L)$$

2. Relative strength of v_2 and v_3

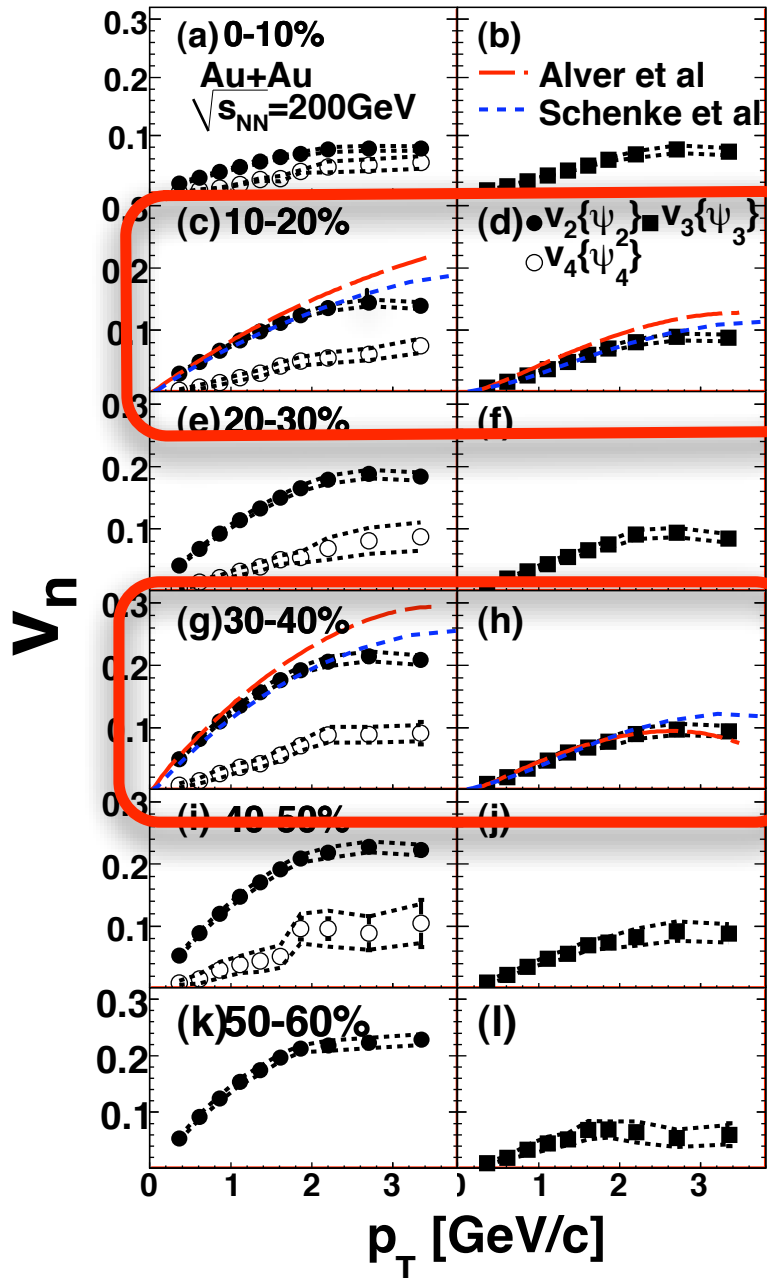
3. p_T dependence of viscous corrections

$$\sim (\ell_{\text{mfp}}/L) \frac{p_T}{T}$$

Phenix flow data

v_2

v_3



Hydro Working:

(schenke, luzum)

1. Centrality dependence of v_2 and v_3

$$\sim (\ell_{\text{mfp}}/L)$$

2. Relative strength of v_2 and v_3

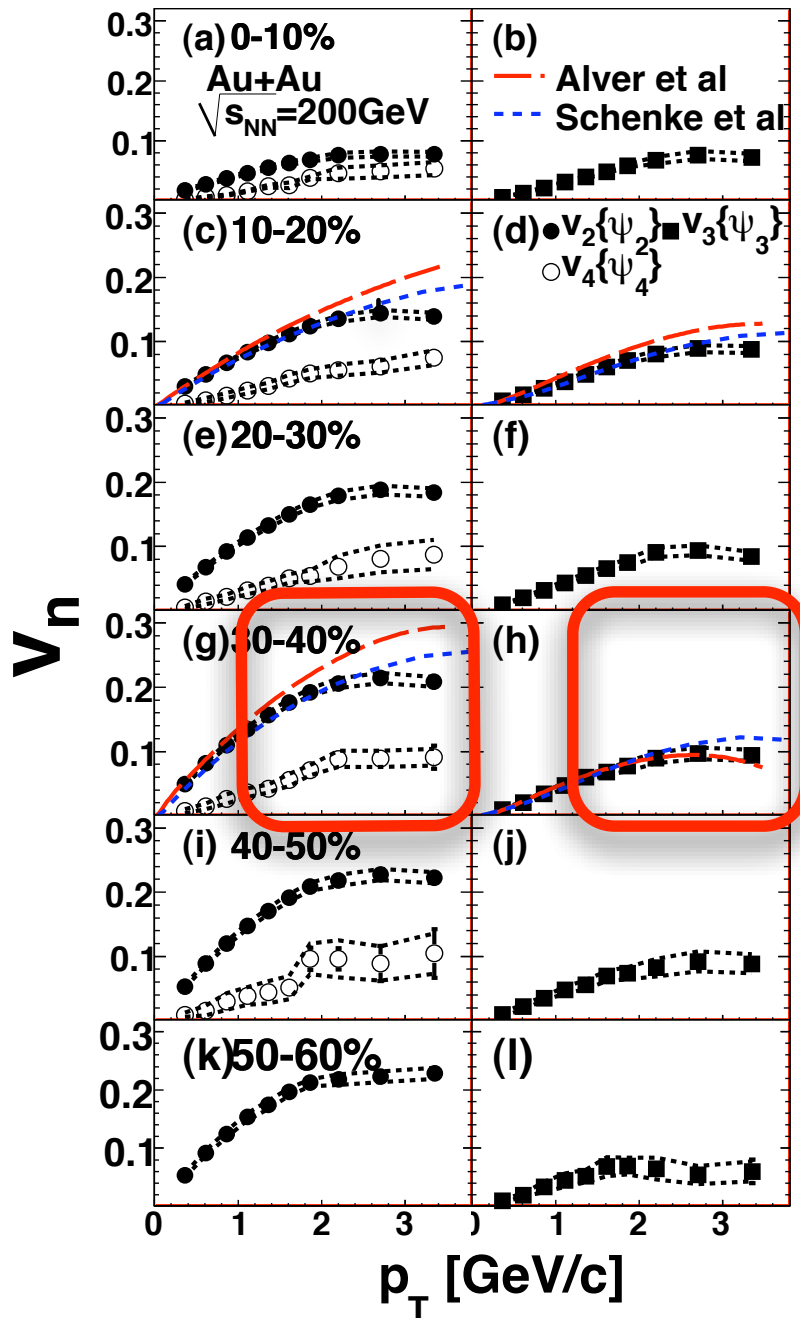
3. p_T dependence of viscous corrections

$$\sim (\ell_{\text{mfp}}/L) \frac{p_T}{T}$$

Phenix flow data

v_2

v_3



Hydro Working:

(schenke, luzum)

1. Centrality dependence of v_2 and v_3

$$\sim (\ell_{\text{mfp}}/L)$$

2. Relative strength of v_2 and v_3

3. p_T dependence of viscous corrections

$$\sim (\ell_{\text{mfp}}/L) \frac{p_T}{T}$$

Hydro Working

Why I believe that there's hydro at RHIC (and why you should too):

- ✓ Ideal hydro works kind-of (not for today)
- ✓ Viscous corrections systematically capture deviations of data from ideal hydro

Makes the bounds $1/4\pi < \eta/s < 4/4\pi$ kind of convincing

Calculating Shear Viscosity @ Kinetics:

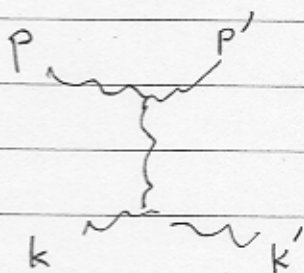
$$\left(\partial_t + v_p \frac{\partial}{\partial x} \right) f = -C[f]$$

Then

$$C[f] = \int_{k p' k'} \Gamma_{pk \rightarrow p' k'} [f_p f_k (1 + f_{p'}) (1 + f_{k'}) - f_{p'} f_{k'} (1 + f_k) (1 + f_p)]$$

$$\textcircled{1} = \int_p \frac{d^3 p}{(2\pi)}$$

$$\textcircled{2} \Gamma_{pk \rightarrow p' k'} = \frac{|M|^2}{2p^2 k^2 p'^2 k'^2} \text{ e.g. } |M|^2 = 8g^4 C_A^2 \frac{s^2}{t^2}$$



Near Equilibrium: temperature variation and flow

$$\vec{u}^i(x), T(x) = T_0 + \delta T(x)$$

$u(x)$ and $T(x)$
obey hydro

$$(1) f_p = f_e(\vec{p}) + \delta f$$

$$f_e = \frac{1}{e^{(E_p - \vec{p} \cdot \vec{u}(x))/T(x)} - 1} \approx n_p + n_p(1+n_p) \left[\frac{\vec{p} \cdot \vec{u}}{T_0} + \frac{E_p \delta T(x)}{T_0^2} \right]$$

(2) We want to know δf - first viscous correct

• Proportional Strains $\langle \partial^i u^j \rangle$, others ignore for now

$$\delta f(p) = n_p(1+n_p) X_p$$

$$\delta f(p) = n_p(1+n_p) \hat{p}^i \hat{p}^j \langle \partial_i u_j \rangle X(p)$$

Now

$$T^{ij} = p \delta^{ij} - \eta \langle \partial^i u^j \rangle = \int_p f_e + \delta f$$

$$\eta = \frac{2}{15} \int_p n_p(1+n_p) X(p)$$

Now $f_p = f_e + \delta f$

$$\left[\partial_t + v_p \frac{\partial}{\partial x} \right] f_e = C [f_e + \delta f] \quad C[f_e] = 0$$

Work:

① Use ^{Hydro}EOM to write time derivs as spatial derivs

② Thermodynamic identities

③ Detailed Balance $n_p n_k (1+n_{p'}) (1+n_{k'}) \Gamma_{pk \rightarrow p'k'}$
 $= n_{p'} n_{k'} (1+n_p) (1+n_k) \Gamma_{p'k' \rightarrow pk}$

Find an equation for χ

$$\underbrace{(\dots)}_{\text{Responsible for Bulk viscosity}} \partial_i u^i + \frac{p^i p^j}{2TE} \langle \partial_i u_j \rangle = - \int_{k, p, k'} \Gamma_{pk \rightarrow p'k'} n_p n_k (1+n_{p'}) (1+n_{k'}) [x_p^2 + x_k^2 - x_{p'}^2 - x_{k'}^2]$$

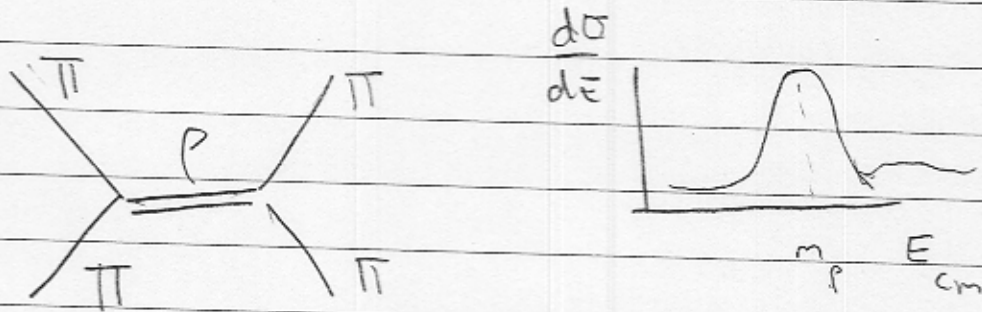
General structure: A matrix eqn for $\chi_{\bar{p}}$

$$\frac{p^i p^j}{2TE} \langle \partial_i u_j \rangle = C_{\bar{p}\bar{p}} \chi_{\bar{p}}$$

Numerically invert matrix eqn determine $\chi_{\bar{p}}$

QCD Scattering


Hadronic Phase:



Mostly known experimentally - pretty robust

$\frac{3}{5}$ computed by Prakash et al ~ 1992

High temperature :



$$\frac{d\sigma}{d\Omega} \propto g^4 \frac{C_A^2}{\theta^4} \leftarrow \text{Coulomb scattering}$$

$$\sigma_{tr} \propto \int \frac{d\sigma}{d\Omega} (1 - \cos\theta) d\Omega$$

$$\sigma_{tr} \propto g^4 C_A^2 \log \theta_{min}$$

$$\propto g^4 C_A^2 \log \frac{T}{m_D}$$

So shear viscosity has the form (more next time)

$$\frac{\eta}{s} = \frac{1}{\alpha_s^2} F(m_D/T)$$

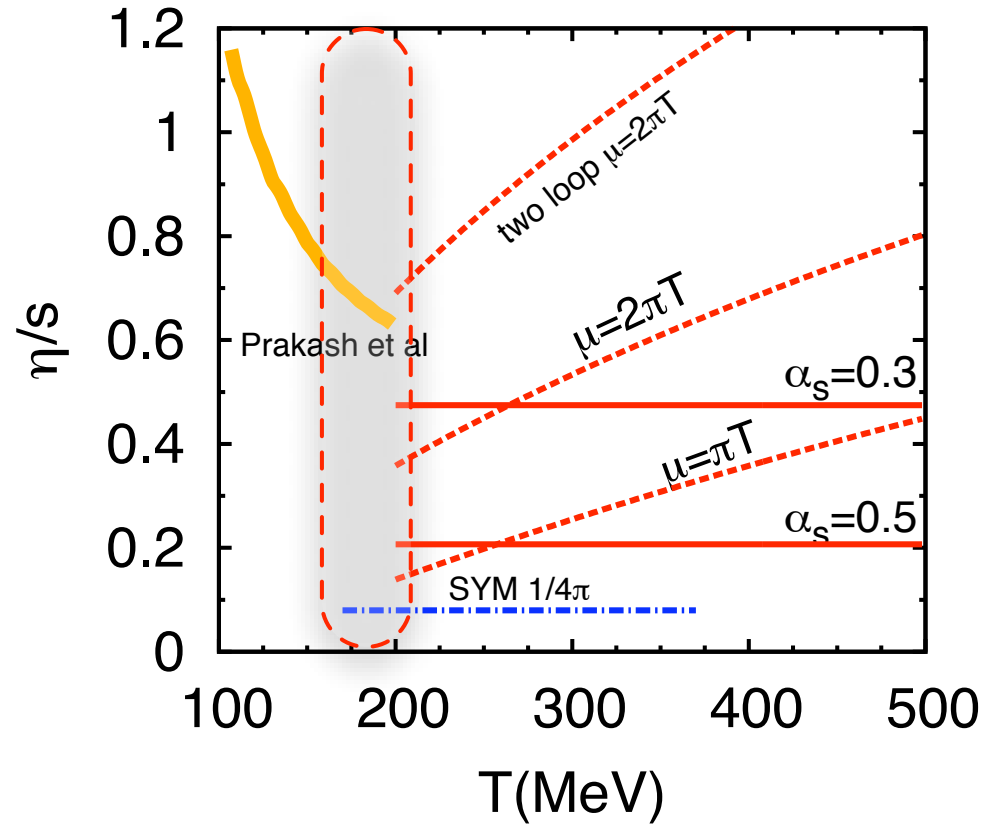
Computed by AMY (Arnold Moore Yaffe)

↑ depends on how regulate -- uncertain
Coulomb log

depends on how
to get the scale uncertain

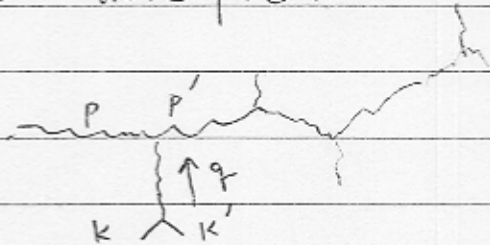
$$\frac{\eta}{s} = 0.22 \left(\frac{0.5}{\alpha_s} \right)^2$$

Hadrons QGP



$$0.36 \left(\frac{\eta/s}{0.3} \right) \left(\frac{1 \text{ fm}}{\tau_o} \right) \left(\frac{300 \text{ MeV}}{T_o} \right) \ll 1$$

Now interpret soft coulomb scattering:



→ gives rise to a random walk, diffusion in mom space

$$\partial_t + v_p \frac{\partial}{\partial x} \delta f = \int_{p, k, p'} \dots [x_p + x_k - x_{p'} - x_{k'}]$$

Approx

$$x_{p'} = x_p + \vec{q} \frac{\partial x}{\partial \vec{p}} + \frac{1}{2} \vec{q}^i \vec{q}^j \frac{\partial^2 x}{\partial p^i \partial p^j} + \dots$$

momentum diffusion eqn

$$\partial_t + v_p \frac{\partial}{\partial x} \delta f = \underbrace{\frac{\vec{q}}{2} \frac{\partial}{\partial \vec{p}} n_p (1+n_p)}_{\text{transverse momentum diffusion coefficient}} \frac{\partial}{\partial \vec{p}} x$$

transverse momentum diffusion coefficient

Comments

- So if coupling is too strong such that the Debye sector is non perturbative -- at least we can parametrize @ one number
- Get \tilde{g} from experiment? AdS
- AdS?